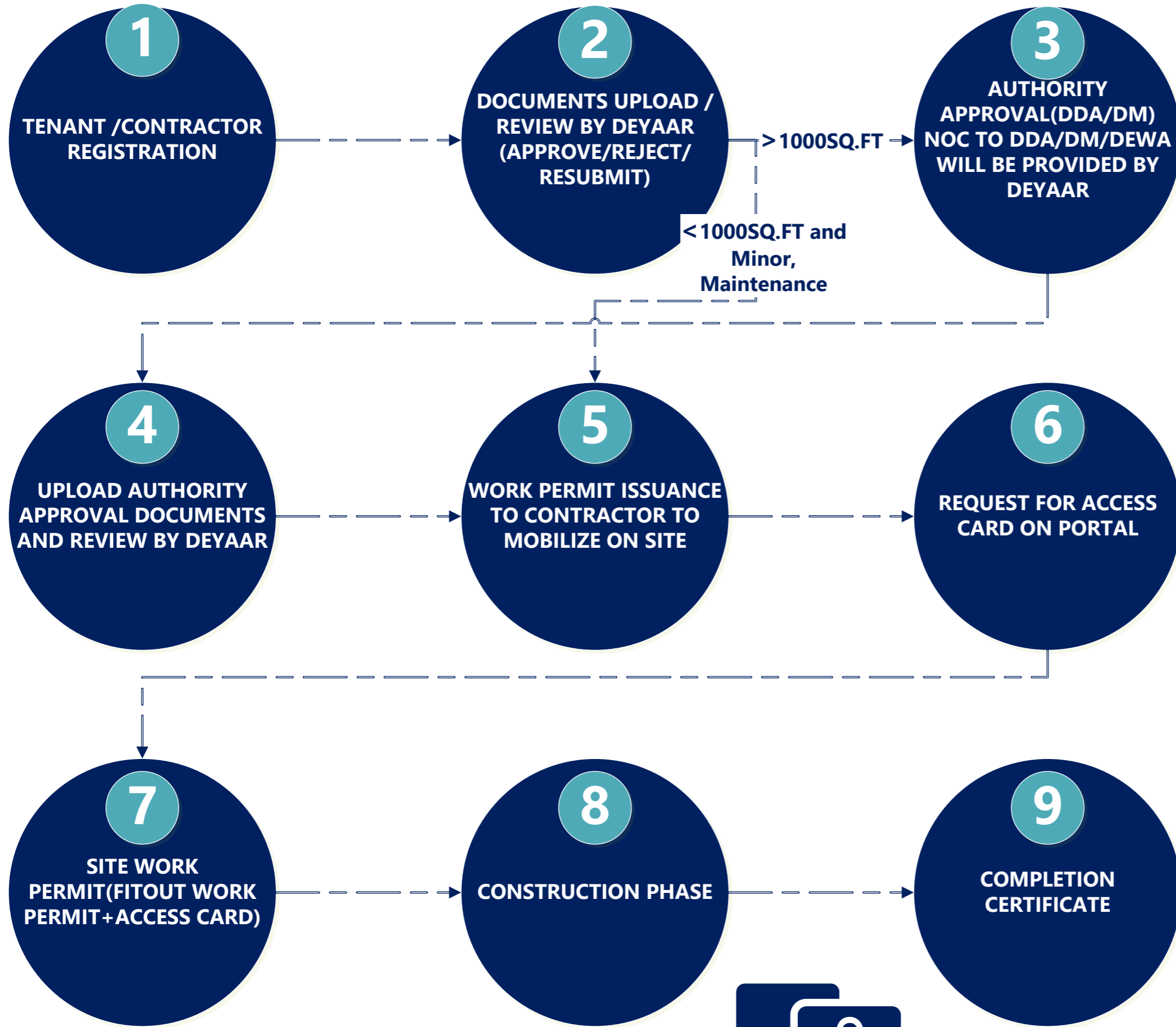


DEYAAR FITOUT PROCESS



 
FAQS
PLEASE CLICK ABOVE

MAJOR FITOUT REQUEST

 
PLEASE DOWNLOAD SAMPLE LETTERS, VIDEO EXPLAINING HOW TO RAISE FITOUT REQUEST ,PLEASE CLICK LINK BELOW
PLEASE CLICK ABOVE

 
PLEASE DOWNLOAD THE DRAWINGS, LOAD SCHEDULE OF THE BUILDING IN THE PORTAL
PLEASE CLICK ABOVE

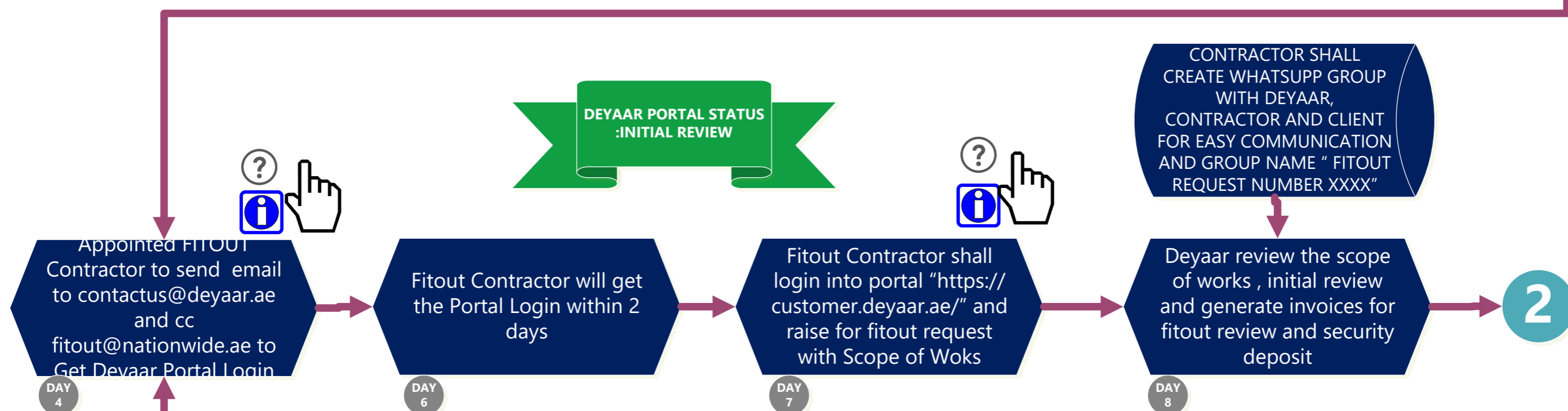
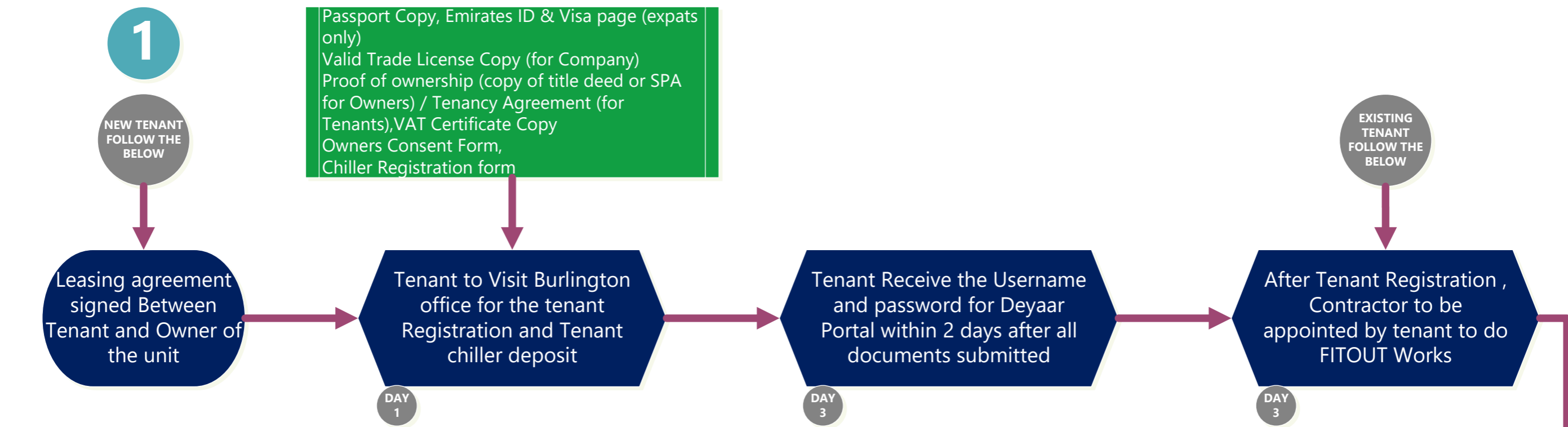
CONTACT US:
FITOUT@NATIONWIDE.AE
CONTACTUS@DEYAAR.AE
WHATSUPP :0569968963



1 -FITOUT PROCESS -TENANT AND CONTRACTOR REGISTRATION

Tenant Responsibility

Contractor Responsibility

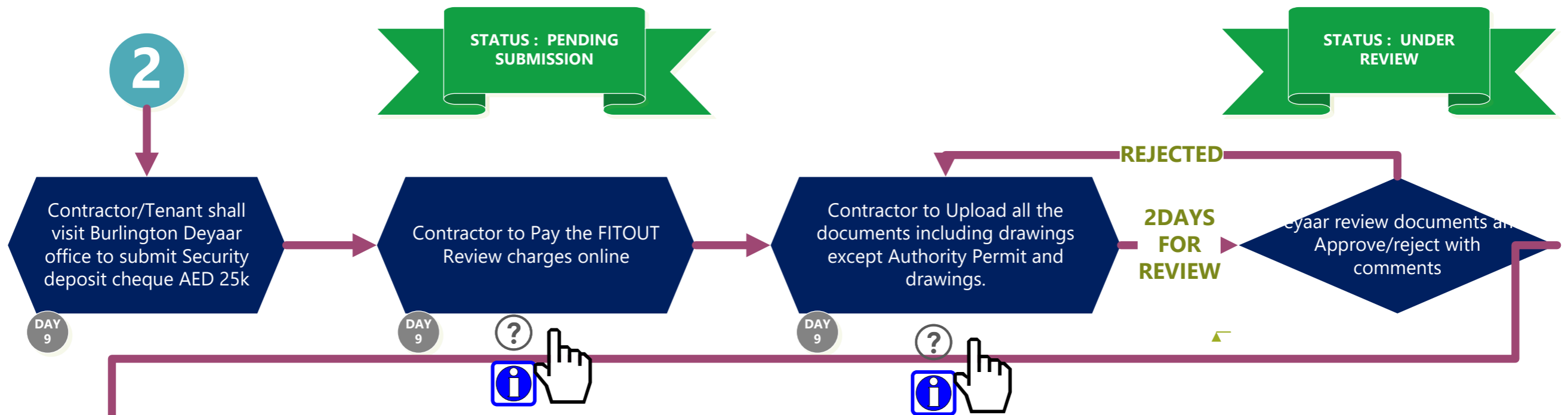


Email Subject: FITOUT Contractor Registration - Deyaar Customer Portal – "Contractor companyname"
Required Attachment: " The appointment letter" + trade license + ejari + the VAT Certificate.
For sample please download " documents"

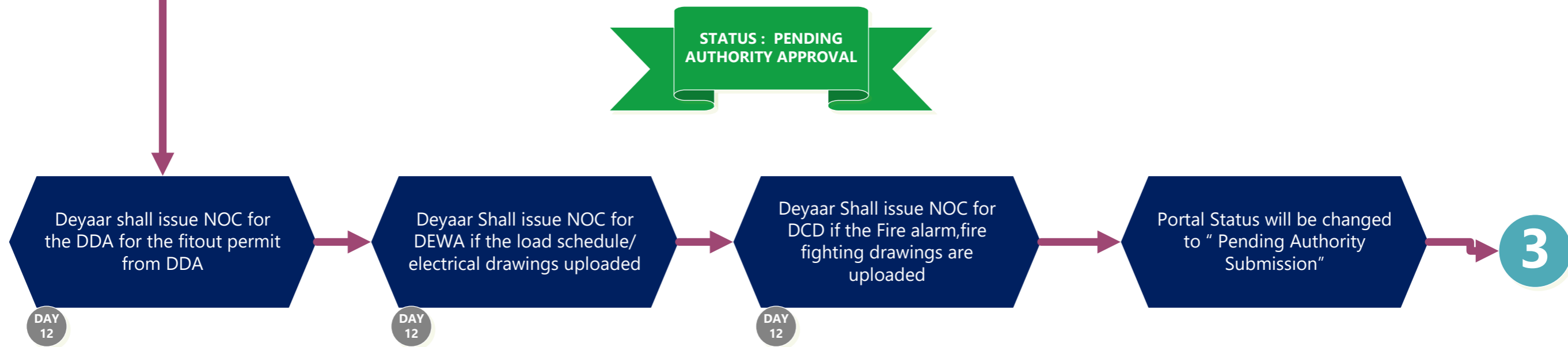
Application	Application Charges	Minimum	Maximum	Security Cheque	Access Cards Fees	Sprinkler Drainage	Temporary Power Fees
Major	AED 5.00 / SQ. FT	5,000	10,000	25,000 Undated Cheque	AED 50/ Worker	AED 750 + AED 200 Admin Charges	AED 3500/ Month
Minor	AED 2,000	NA	5,000	25,000 Undated Cheque	AED 50/ Worker	AED 750 + AED 200 Admin Charges	AED 3500/ Month
Maintenance	AED 750	NA	NA	NA	NA	NA	NA

2 - DOCUMENTS UPLOAD /REVIEW BY DEYAAR

Contractor Responsibility



Deyaar Responsibility



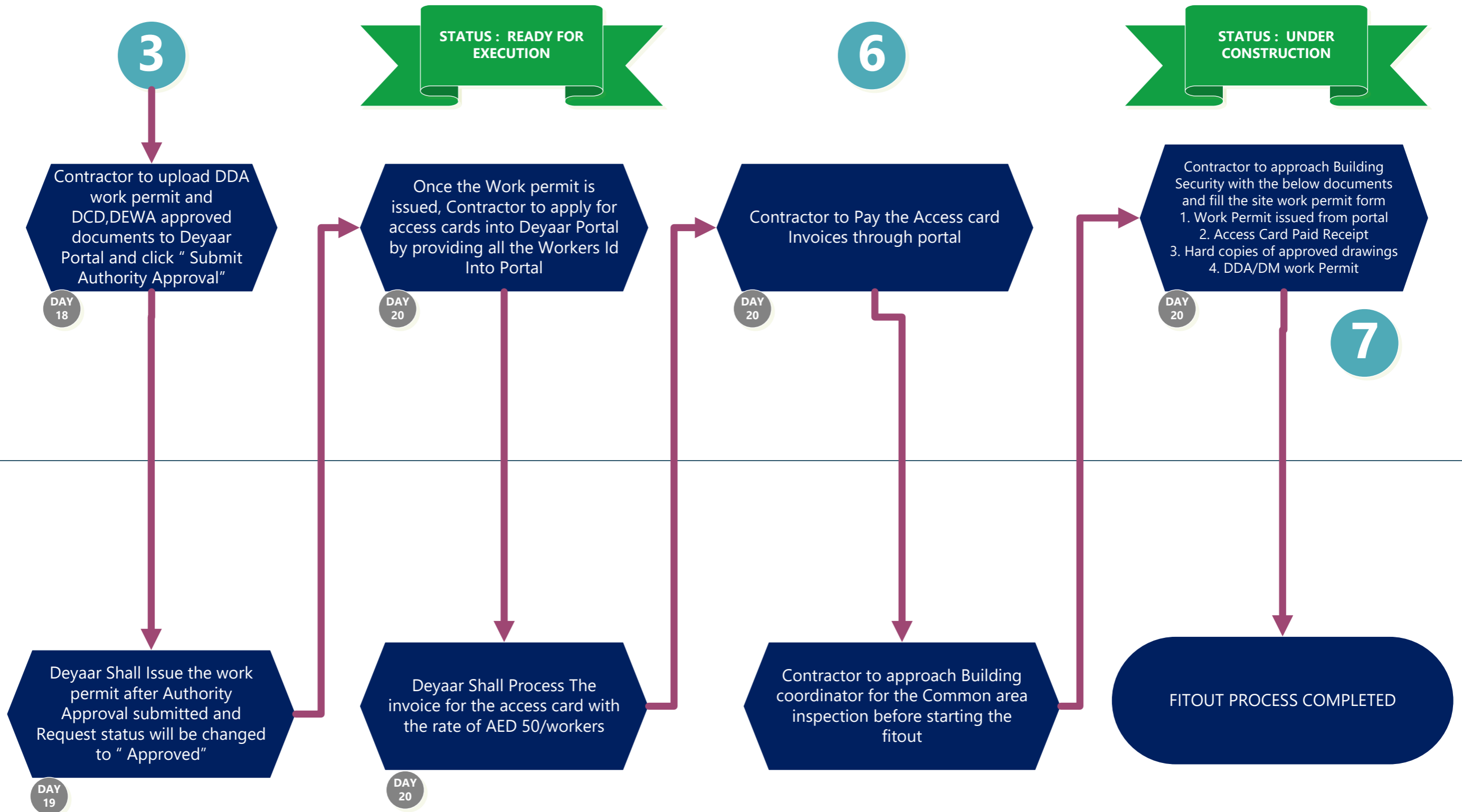
Where to download the Deyaar NOC to DDA, DEWA and DCD from Portal ?



3,4 , 5 ,6 and 7-UPLOAD AUTHORITY APPROVAL DOCUMENTS AND REVIEW BY DEYAAR

Contractor Responsibility

Deyaar Responsibility



How to apply for Access cards/Payment for access cards from Portal?



Where to download the Deyaar Work Permit from Portal?



9-COMPLETION – INSPECTION AND SECURITY DEPOSIT REQUEST

Contractor Responsibility

9

Contractor to LOGIN portal and click for "request final inspection"

Contractor to download all the snags and rectify the issue

Contractor to Send all the documents to request for the Completion certificate

- 1.Request letter from the authorized person on company letter head . (It should be from the same company and person who issued the original cheques)
- 2.DDA Completion certificate (if Area >1000sq.ft, otherwise not applicable)
- 3.DCD completion certificate (if Area > 1000sq.ft, otherwise not applicable)
- 4.FF & FA completion certificate from building service provider
- 5.Copy of the security cheques AED 25,000 (If Applicable)
- 6.Original Security deposit receipt
- 7.Clearance from Building management (Final Snag List signed form -If there is no damage) – Inspection to be scheduled with the building coordinator
- 8.Return all Workers ID and get clearance from Building Management

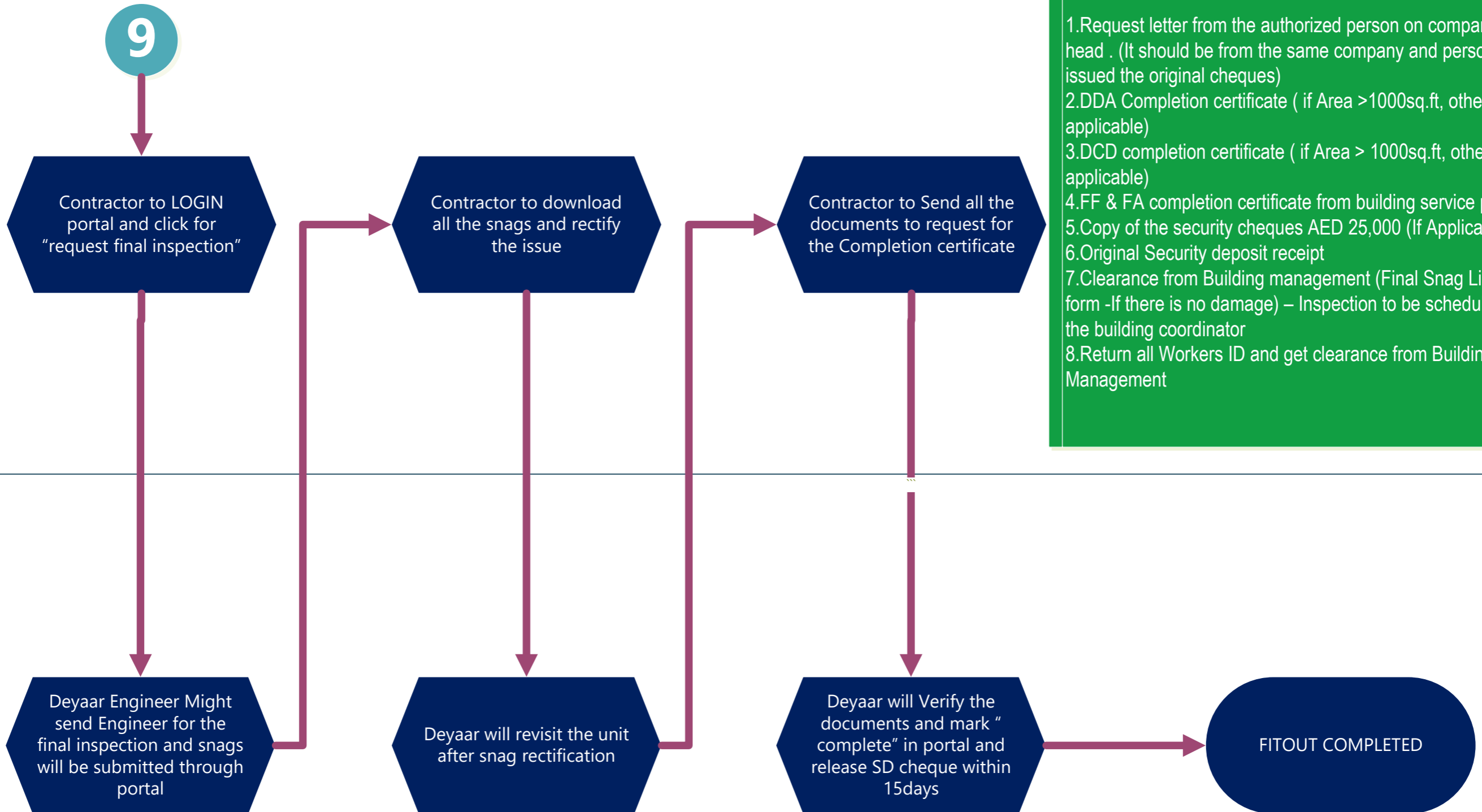
Deyaar Engineer Might send Engineer for the final inspection and snags will be submitted through portal

Deyaar will revisit the unit after snag rectification

Deyaar will Verify the documents and mark "complete" in portal and release SD cheque within 15days

FITOUT COMPLETED

Deyaar Responsibility



INTERNAL PROCESS

